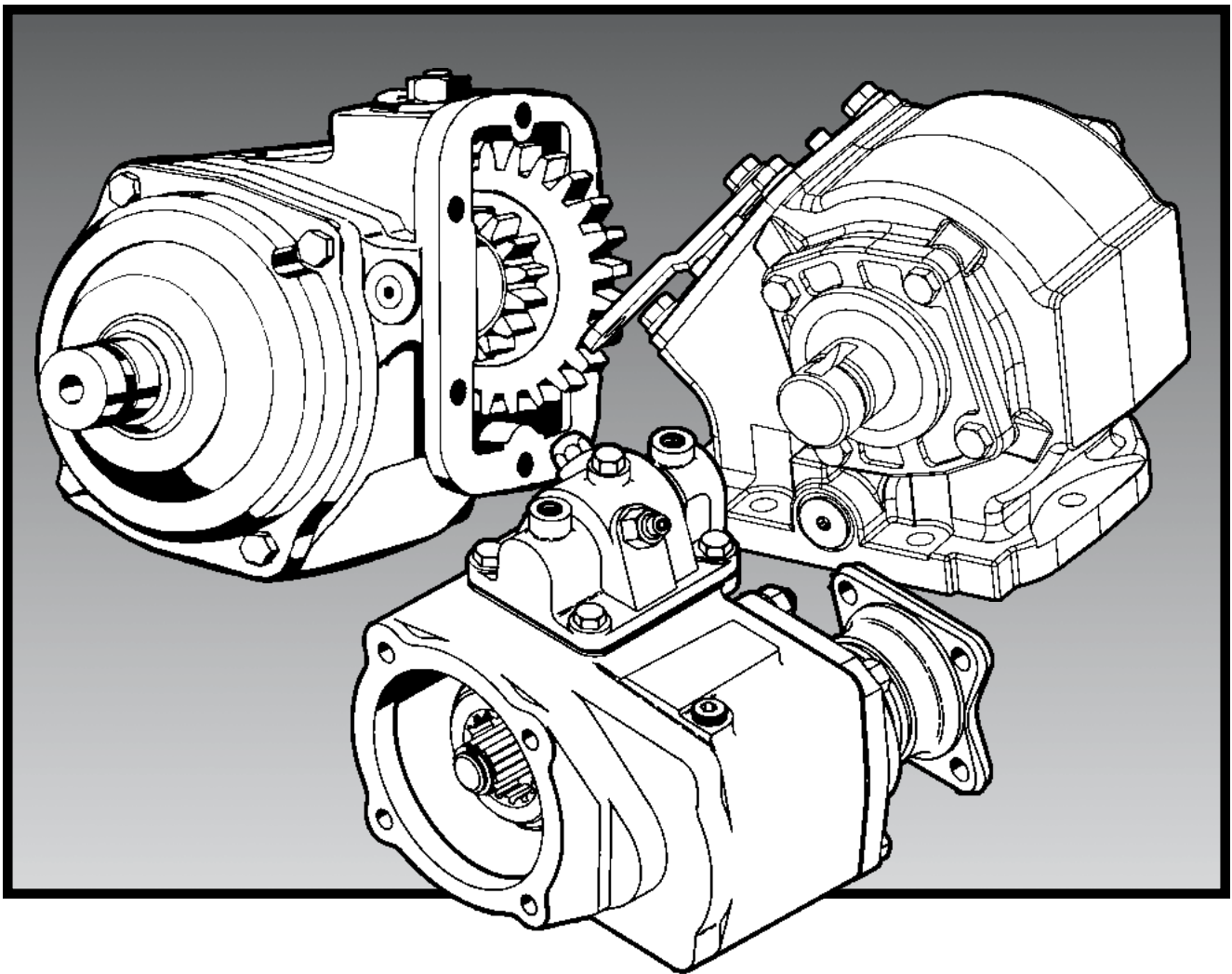


CHELSEA[®]

Bulletin HY25-2812-M1/US

Parts List 812 Series

Effective: March 15, 2002
Supersedes: P410-812 Dated March 1996



Parker

 **WARNING**

FAILURE OR IMPROPER SELECTION OR IMPROPER USE OF THE PRODUCTS AND/OR SYSTEMS DESCRIBED HEREIN OR RELATED ITEMS CAN CAUSE DEATH, PERSONAL INJURY AND PROPERTY DAMAGE.

This document and other information from Parker Hannifin Corporation, its subsidiaries and authorized distributors provide product and/or system options for further investigation by users having technical expertise. It is important that you analyze all aspects of your application and review the information concerning the product or system in the current product catalog. Due to the variety of operating conditions and applications for these products or systems, the user, through its own analysis and testing, is solely responsible for making the final selection of the products and systems and assuring that all performance, safety and warning requirements of the application are met.

The products described herein, including without limitation, product features, specifications, designs, availability and pricing, are subject to change by Parker Hannifin Corporation and its subsidiaries at any time without notice.

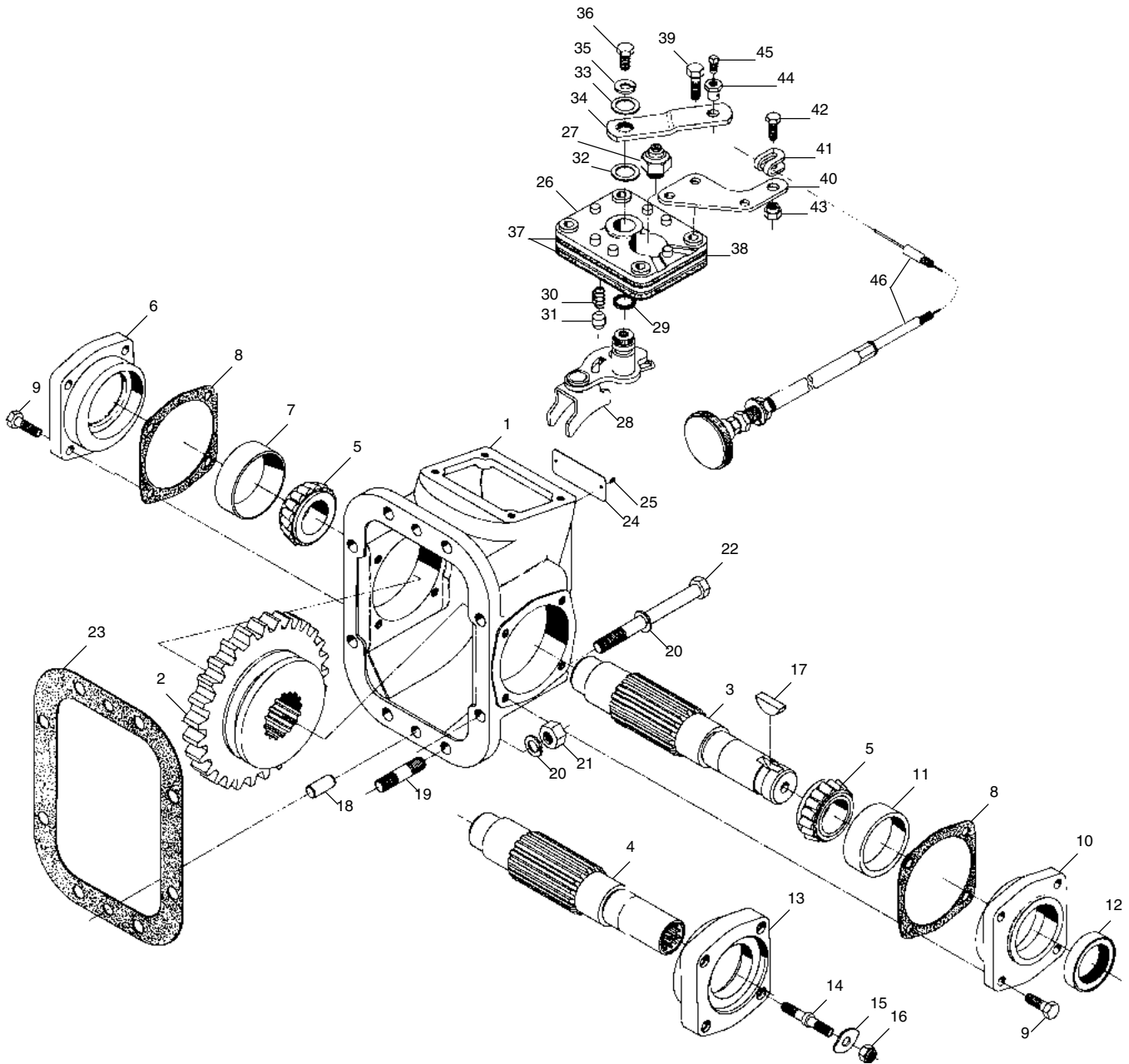
Offer of Sale

The items described in this document are hereby offered for sale by Parker Hannifin Corporation, its subsidiaries or its authorized distributors. This offer and its acceptance are governed by the provisions stated in the "Offer of Sale".

© Copyright 2002, Parker Hannifin Corporation, All Rights Reserved

Contents

Exploded View	1
Bill of Materials	2-3
Gear & Shaft Chart	3
Pump Shaft & Flange Chart	3
Lever Control Parts	4
Air Shift Control Parts	5
Case Dimensions	6
Basic Model 812	6
Cable & Lever Control Indicator Light Installation Sketch	6
Assembly Arrangements	7
Model Number Designation	7
Offer of Sale	8



Item	Part Number	Description	Quantity
1	1-P-356	Housing, Standard Mount	1
		Housing, Deep Mount (Use standard housing and rotate both bearing covers (items 6 & 10) 180° to increase depth by .380")	
2	See Chart Pg. 3	Drive Gear	1
3	See Chart Pg. 3	Drive Shaft	1
4	See Chart Pg. 3	Pump Shaft	
5	550397	Cone, Tapered Bearing	2
	560970	Cone, Tapered Bearing ("XY" Output)	
6	328274X	Bearing Cap Assembly, Closed End (Includes Race 550221)	1
7	550221	Bearing Race	1
8	22-P-24-1	Gasket, Bearing Cap (.010" Thickness)	A.R.
	22-P-24-2	Gasket, Bearing Cap (.020" Thickness)	A.R.
	22-P-24-3	Gasket, Bearing Cap (.015" Thickness)	A.R.
9	378430-10	Screw, Hex head Self Locking (.312" - 18 x 1")	8
10	328273X	Bearing Cap Assembly, Open End (Includes Race 550221)	1
11	550221	Bearing Race	1
12	28-P-216	Oil Seal	1
13	See Chart Pg. 3	Pump Flanges	1
14	379673	Stud, Mounting (For Ass'y "R")	4
	328711X	Pump to P.T.O. Mounting, (For Ass'y "R") (Includes Items 15 & 16)	1
15	378919	Washer, Special (For Ass'y "R")	4
16	500963-1	Nut, Hex Head Self Locking (.312" - 24) (For Ass'y "R")	4
17	500007-29	Woodruff Key	1
	328170-115X	P.T.O. Mounting Kit	1
18	378054	Dowel Pin (.438 x 1.000)	2
19	379424-19	Stud (.437" - 14 & 20 x 2.250")	4
20	500357-12	Lockwasher (.437")	8
21	500371-4	Nut (.437" - 20)"	4
22	379287-33	Screw (.437" - 14 x 4.750") Hex Head	4
N.S.	379224	Tab Lockwasher	8
23	35-P-15-1	Gasket, Mounting (.010" Thickness)	A.R.
	35-P-15-2	Gasket, Mounting (.020" Thickness)	A.R.
24	68-P-2	Nameplate	1
25	378422	Screw	2
		Cover Assembly	1
	328804-1X	Wire Control Shifter, Ass'y. 3 & 6 (Includes Items 26-36)	1
	328804-2X	Wire Control Shifter, Ass'y. 4 & 5 (Includes Items 26-36)	1
26	34-P-75	Cover, Shifter	1
27	379639	Indicator Switch	1
28	328803-1X	Plate & Post Shifter Assembly, (Ass'y. 3 & 6)	1
		(Includes 500603-14 Spring Pin N/S)	
	328803-2X	Plate & Post Shifter Assembly, (Ass'y. 4 & 5)	1
		(Includes 500603-14 Spring Pin N/S)	
29	28-P-191	O-Ring	1
30	37-P-19	Spring, Poppet Ball	1
31	63-P-16	Ball, Poppet	1
32	378004	Washer, Flat	1
33	500365-22	Washer, Flat	1
34	51-P-22	Shift Lever	1
35	500356-10	Lock Washer	1
36	500409-6	Screw, Hex head (.312"-24 x .625")	1
37	35-P-8	Gasket, Shifter	1 or
	35-P-8	Gasket, Shifter (Wire Shift Only)	2
38	5-A-125	Spacer, (.062") (KAL Only)	1
	5-A-188	Spacer, (.188) (See Chart Page 3)	1
39	378430-10	Screw, Hex Head (.312"-18 x 1") (Wire Shift Only)	4 or
	378430-8	Screw, Hex Head (.312"-18 x .750")	4

N.S. — Not Shown A.R. — As Required

Continued on next page

Item	Part Number	Description	Quantity
	328380X	Loose Parts	
		Parts Kit, Cable Control Mounting (Includes Items 40-45)	1
40	50-P-17	Bracket, Control	1
41	50-P-19	Clip, Swivel	1
42	500396-8	Screw, Hex Head (.250" - 20 x .750")	1
43	378326	Nut, Hex (.250" - 20)	1
44	378019	Pin, Pivot	1
45	500568-4	Set Screw, Square Head (.250" -20 x .500")	1
46	328346-10X	Control Wires, ASSEMBLY	1
		(Includes One Each 378502 Knob and 378441-10, 10' Cable)	
	328948-8X	Gasket & Installation Instructions	1
	328751X	Lever or Wire Shift Kit	1
		Service Kits	
	328356-48X	Gasket & Seal Kit	
	328356-15X	Gasket & Seal Kit, Cable	
	328356-18X	Gasket & Seal Kit, Lever	
	328356-19X	Gasket & Seal Kit, Air	

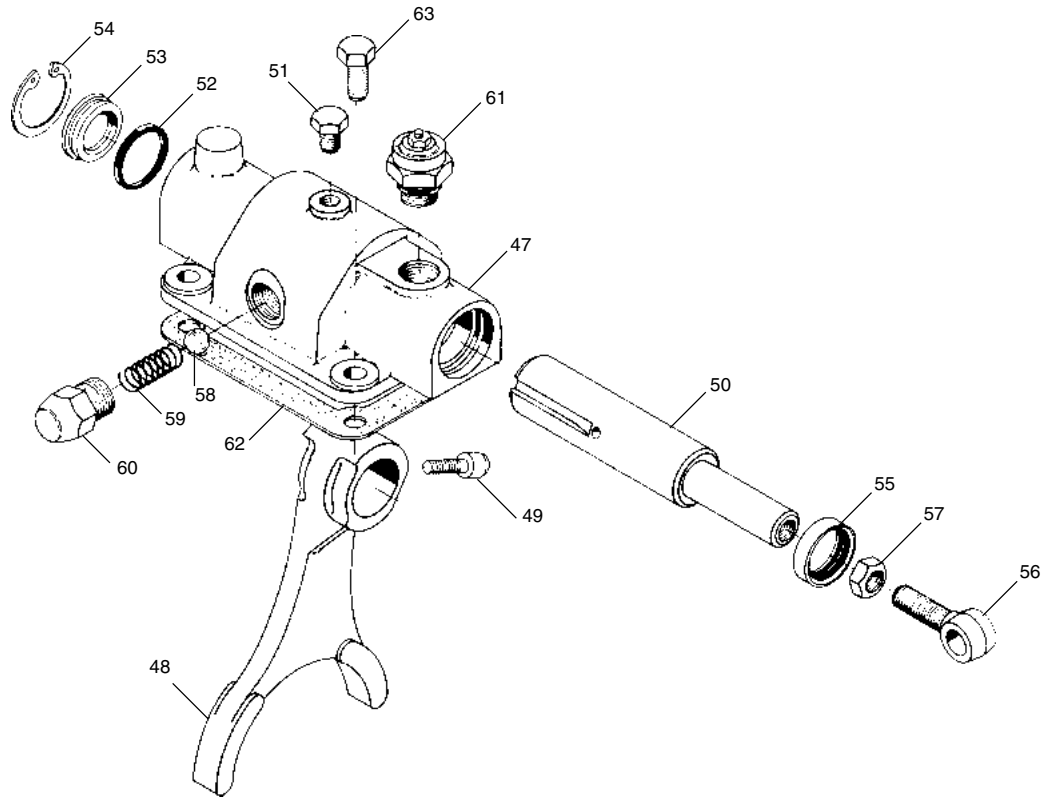
Gear & Shaft Chart

	Drive Gear		Output Shaft Item # 4					Spacer Item 38
	Input Gear Item #2	Helix Angle	XD	XR,RA, RB	XY	AK	XX	
812*KAH	2-P-509	SPUR	3-P-706	3-P-708	3-P-824	3-P-837	3-P-765	5-A-188
812*KBG	2-P-510	LH	3-P-707	3-P-709		3-P-842		5-A-188
812*KAR	2-P-511	LH	3-P-711	3-P-714				5-A-188
812*KAB	2-P-517	SPUR	3-P-706	3-P-708	3-P-824	3-P-837	3-P-765	5-A-188
812*KAL	2-P-533	SPUR	3-P-706	3-P-708	3-P-824	3-P-837	3-P-765	5-A-125
812*KDA	2-P-621	SPUR	3-P-706	3-P-708	3-P-824	3-P-837	3-P-765	5-A-188
812*KDB	2-P-598	SPUR	3-P-706	3-P-708	3-P-824	3-P-837	3-P-765	5-A-188

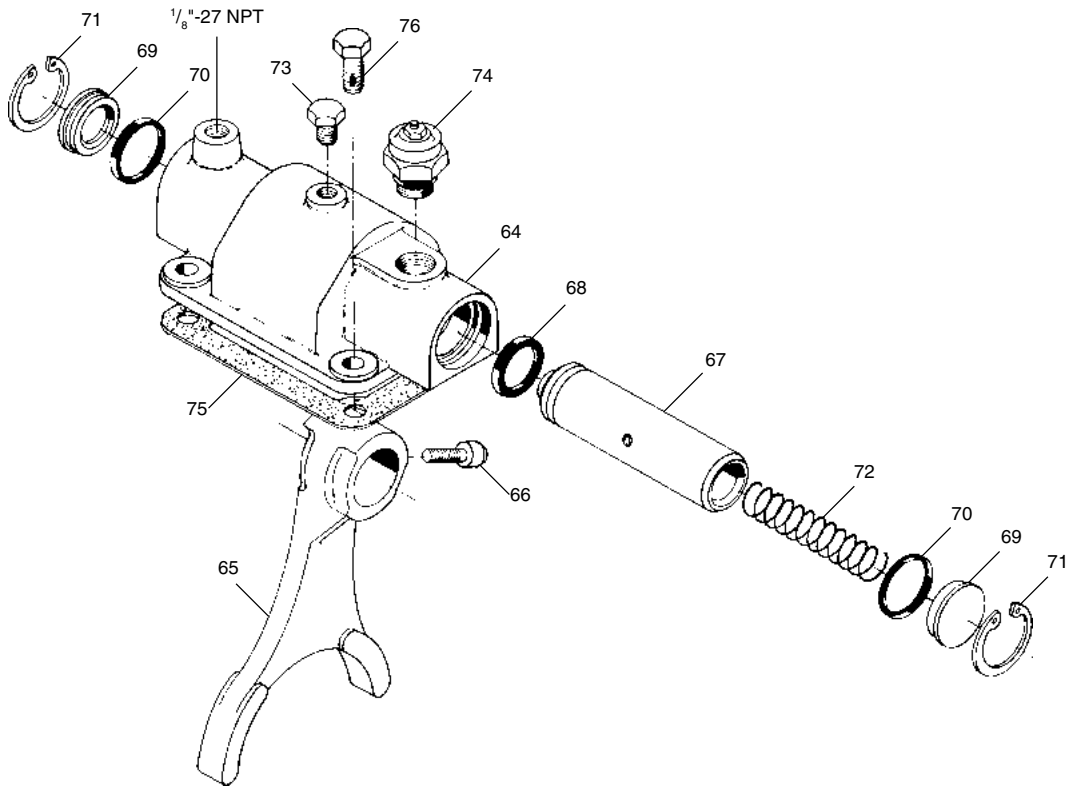
Flange Chart & Conversion Kits

	AK	RA (1)(3)	RB (2)(3)	XR	XY	XX
812*KAH	329010X	328591-53X (XR to RA) 328591-65X (XD to RA)	328591-54X (XR to RB) 328591-66X (XD to RB)	328591-64X	328981X	328273X
812*KBG	329101X	328591-53X (XR to RA) 328591-65X (XD to RA)	328591-54X (XR to RB) 328591-66X (XD to RB)	328591-64X		
812*KAR		328591-53X (XR to RA) 328591-65X (XD to RA)	328591-66X (XD to RB) 328591-54X (XR to RB)	328591-64X		
812*KAB	329010X	328591-53X (XR to RA) 328591-65X (XD to RA)	328591-66X (XD to RB) 328591-54X (XR to RB)	328591-64X	328981X	328273X
812*KAL	329010X	328591-53X (XR to RA) 328591-65X (XD to RA)	328591-66X (XD to RB) 328591-54X (XR to RB)	328591-64X	328981X	328273X
812*KDA	329010X	328591-53X (XR to RA) 328591-65X (XD to RA)	328591-66X (XD to RB) 328591-54X (XR to RB)	328591-64X	328981X	328273X
812*KDB	329010X	328591-53X (XR to RA) 328591-65X (XD to RA)	328591-66X (XD to RB) 328591-54X (XR to RB)	328591-64X	328981X	328273X

- 1 Pump Flange (21-P-628) Shipped Loose with Unit.
- 2 Pump Flange (21-P-572) Shipped Loose with Unit.
- 3 Requires seven 378447-6 socket head capscrews; four to fasten the flange assembly 329195X to the housing and three to the rotatable flange assembly.



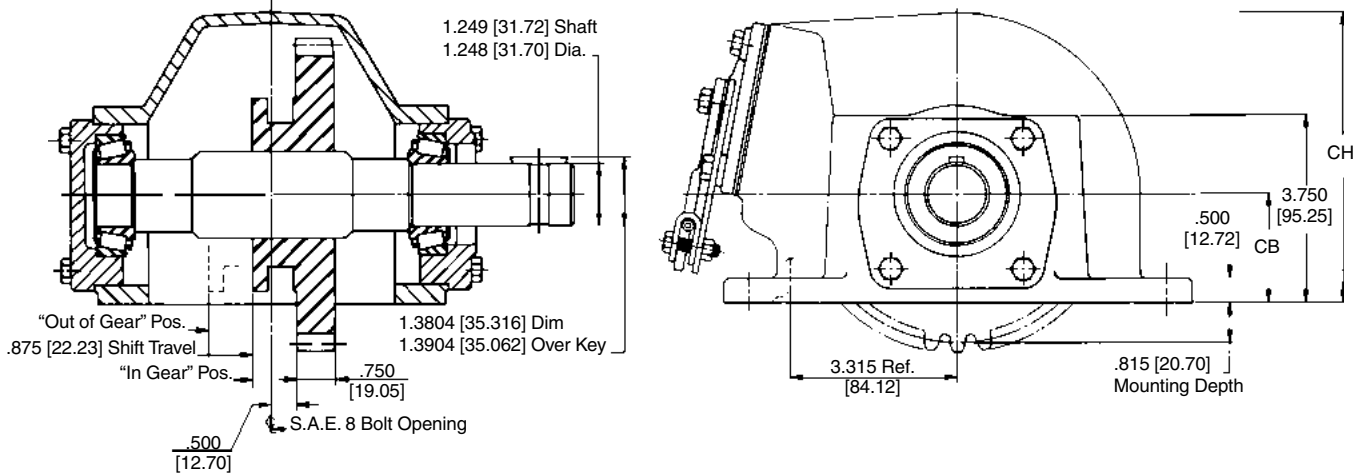
Item	Part Number	Description	Quantity
	328752X	Lever Control Cover Assembly (Includes Items 47-61)	1
47	34-P-60	Cover, Shifter	1
48	32-P-133	Shift Fork	1
49	378447-4	Screw, Hex Socket Head (.312" - 18 x .750")	1
50	11-P-117	Shaft, Shifter	1
51	379123	Screw, Hex Head (.312" - 24 x .375")	1
52	28-P-42	O-Ring	1
53	378315	Plug, Cover	1
54	378316	Snap Ring	1
55	28-P-229	Oil Seal	1
56	36-P-1	Eye Bolt	1
57	500381-3	Nut, Hex (.375" - 24)	1
58	378002	Ball, Poppet	1
59	37-P-14	Spring, Poppet Ball	1
60	378554	Cap	1
61	379639	Switch, Indicator	1
62	35-P-8	Gasket, Shifter Cover	1
63	378430-8	Screw, Hex Head (.312"-18 x .750")	4



Item	Part Number	Description	Quantity
	328753X	Air Shift Cover Assembly (Includes Items 64-74)	1
64	34-P-115	Cover, Shifter	1
65	32-P-133	Shift Fork	1
66	378447-4	Screw, Hex Socket Head (.312" - 18 x .750")	1
67	11-P-75	Shaft, Piston	1
68	28-P-41	O-Ring	1
69	378315	Plug, Cover	2
70	28-P-42	O-Ring	2
71	378316	Snap Ring	2
72	37-P-21	Spring	1
73	379123	Screw, Hex Head Cap (.312" - 24 x .375")	1
74	379639	Switch, Indicator	1
75	35-P-8	Gasket, Shifter Cover	1
76	378430-8	Screw, Hex Head (.312" - 18 x .750")	4
	328388-37X	Installation Kit, Air Shift	1
	328388-47X	Installation Kit, 12 Volt Electric over Air	1
	328388-48X	Installation Kit, 24 Volt Electric over Air	1
		Air Shift Conversion Kit	
		Air-o-matic	
	328390-90X	Wire to Air, All Assemblies	1
	328390-89X	Lever to Air, All Assemblies	1
	328390-113X	Wire to 12 Volt Electric over Air	1
	328390-114X	Wire to 24 Volt Electric over Air	1
	328390-111X	Lever to 12 Volt Electric over Air	1
	328390-112X	Lever to 24 Volt Electric over Air	1

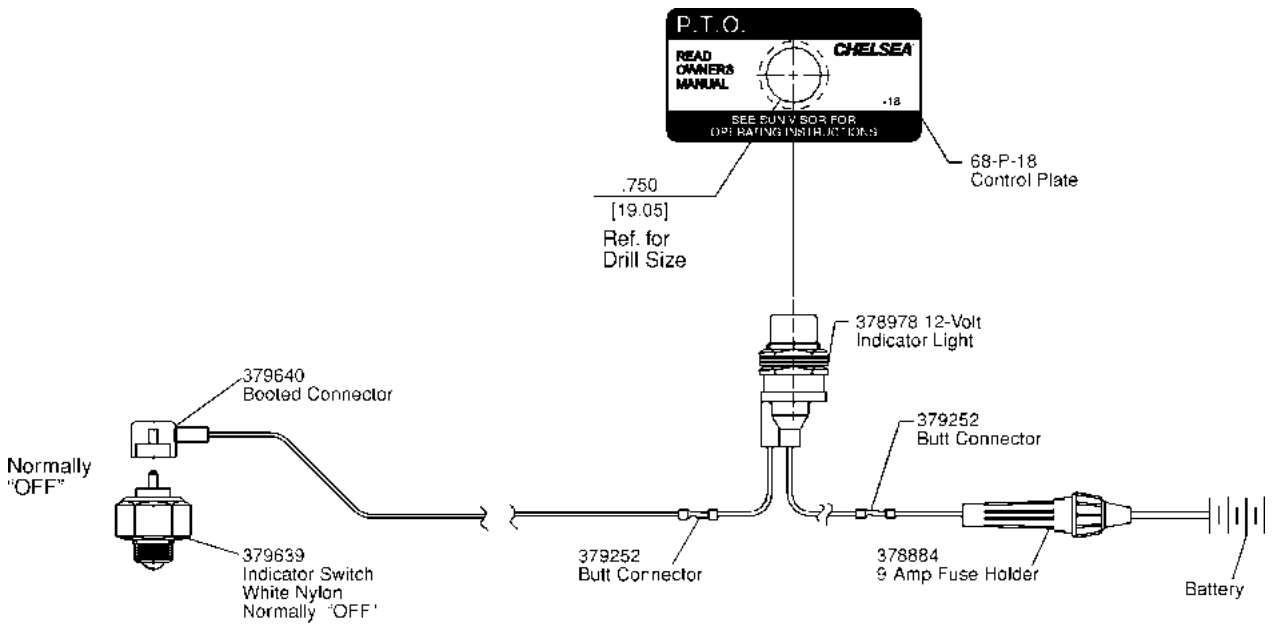
Basic Model 812

CB	Face of Case to Center Line of Output Shaft Hole	2.188"
CH	Face of Case to Extreme Horizontal Edge of Case — Clearance	5.813"

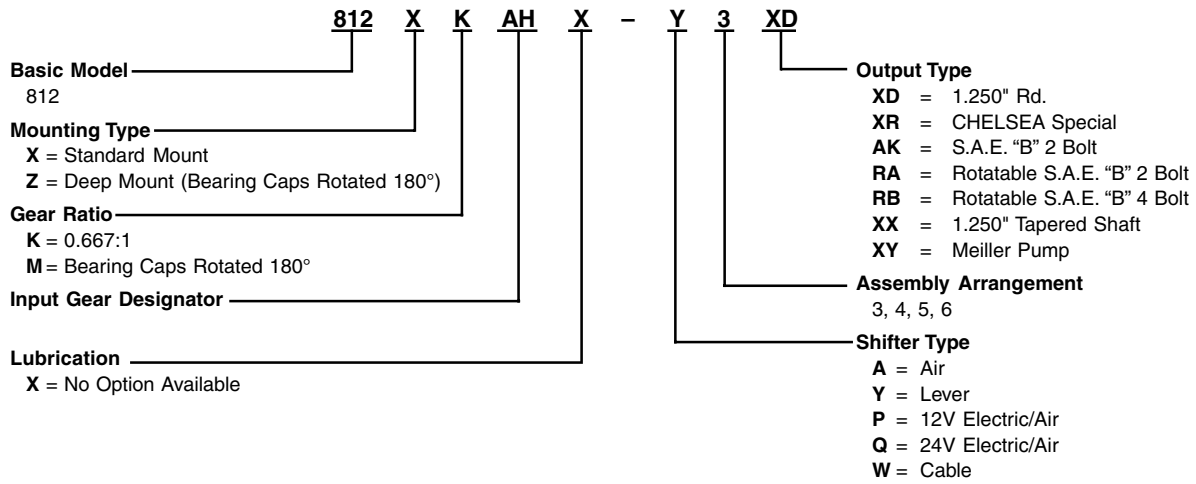


Metric Dimensions in Millimeters Given in Brackets

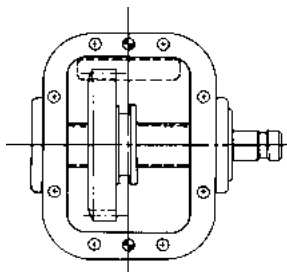
**Cable & Lever Control Indicator Light Installation Sketch
 328751-1X**



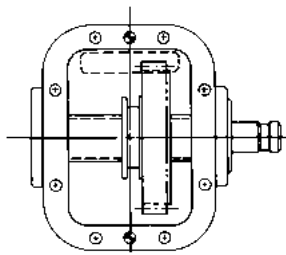
Model Number Designation



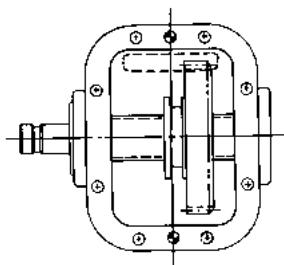
Assembly Arrangements



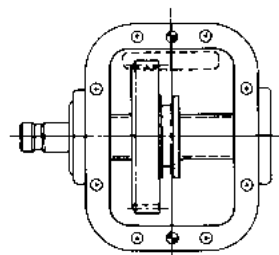
Assembly 3



Assembly 4



Assembly 5



Assembly 6

Offer of Sale

The items described in this document and other documents or descriptions provided by Parker Hannifin Corporation, its subsidiaries and its authorized distributors are hereby offered for sale at prices to be established by Parker Hannifin Corporation, its subsidiaries and its authorized distributors. This offer and its acceptance by any customer ("Buyer") shall be governed by all of the following Terms and Conditions. Buyer's order for any such items, when communicated to Parker Hannifin Corporation, its subsidiary or an authorized distributor ("Seller") verbally or in writing, shall constitute acceptance of this offer.

1. Terms and Conditions of Sale: All descriptions, quotations, proposals, offers, acknowledgments, acceptances and sales of Seller's products are subject to and shall be governed exclusively by the terms and conditions stated herein. Buyer's acceptance of any offer to sell is limited to these terms and conditions. Any terms or conditions in addition to, or inconsistent with those stated herein, proposed by Buyer in any acceptance of an offer by Seller, are hereby objected to. No such additional, different or inconsistent terms and conditions shall become part of the contract between Buyer and Seller unless expressly accepted in writing by Seller. Seller's acceptance of any offer to purchase by Buyer is expressly conditional upon Buyer's assent to all the terms and conditions stated herein, including any terms in addition to, or inconsistent with those contained in Buyer's offer. Acceptance of Seller's products shall in all events constitute such assent.

2. Payment: Payment shall be made by Buyer net 30 days from the date of delivery of the items purchased hereunder. Amounts not timely paid shall bear interest at the maximum rate permitted by law for each month or portion thereof that the Buyer is late in making payment. Any claims by Buyer for omissions or shortages in a shipment shall be waived unless Seller receives notice thereof within 30 days after Buyer's receipt of the shipment.

3. Delivery: Unless otherwise provided on the face hereof, delivery shall be made F.O.B. Seller's plant. Regardless of the method of delivery, however, risk of loss shall pass to Buyer upon Seller's delivery to a carrier. Any delivery dates shown are approximate only and Seller shall have no liability for any delays in delivery.

4. Warranty: Seller warrants that the items sold hereunder shall be free from defects in material or workmanship for a period of:

(A) All Power Take-Off units one (1) year from date of installation.

(B) Except 267, 277, 278, 242, 244, 245, 250, 251 and 859 series two (2) years from date of installation. **THIS WARRANTY COMPRISES THE SOLE AND ENTIRE WARRANTY PERTAINING TO ITEMS PROVIDED HEREUNDER. SELLER MAKES NO OTHER WARRANTY, GUARANTEE, OR REPRESENTATION OF ANY KIND WHATSOEVER. ALL OTHER WARRANTIES, INCLUDING BUT NOT LIMITED TO, MERCHANTABILITY AND FITNESS FOR PURPOSE, WHETHER EXPRESS, IMPLIED, OR ARISING BY OPERATION OF LAW, TRADE USAGE, OR COURSE OF DEALING ARE HEREBY DISCLAIMED. NOTWITHSTANDING THE FOREGOING, THERE ARE NO WARRANTIES WHATSOEVER ON ITEMS BUILT OR ACQUIRED WHOLLY OR PARTIALLY, TO BUYER'S DESIGNS OR SPECIFICATIONS.**

5. Limitation Of Remedy: SELLER'S LIABILITY ARISING FROM OR IN ANY WAY CONNECTED WITH THE ITEMS SOLD OR THIS CONTRACT SHALL BE LIMITED EXCLUSIVELY TO REPAIR OR REPLACEMENT OF THE ITEMS SOLD OR REFUND OF THE PURCHASE PRICE PAID BY BUYER, AT SELLER'S SOLE OPTION. IN NO EVENT SHALL SELLER BE LIABLE FOR ANY INCIDENTAL, CONSEQUENTIAL OR SPECIAL DAMAGES OF ANY KIND OR NATURE WHATSOEVER, INCLUDING BUT NOT LIMITED TO LOST PROFITS ARISING FROM OR IN ANY WAY CONNECTED WITH THIS AGREEMENT OR ITEMS SOLD HEREUNDER, WHETHER ALLEGED TO ARISE FROM BREACH OF CONTRACT, EXPRESS OR IMPLIED WARRANTY, OR IN TORT, INCLUDING WITHOUT LIMITATION, NEGLIGENCE, FAILURE TO WARN OR STRICT LIABILITY.

6. Changes, Reschedules and Cancellations: Buyer may request to modify the designs or specifications for the items sold hereunder as well as the quantities and delivery dates thereof, or may request to cancel all or part of this order, however, no such requested modification or cancellation shall become part of the contract between Buyer and Seller unless accepted by Seller in a written amendment to this Agreement. Acceptance of any such requested modification or cancellation shall be at Seller's discretion, and shall be upon such terms and conditions as Seller may require.

7. Special Tooling: A tooling charge may be imposed for any special tooling, including without limitation, dies, fixtures, molds and patterns, acquired to manufacture items sold pursuant to this contract. Such special tooling shall be and remain Seller's property notwithstanding payment of any charges by Buyer. In no event will Buyer acquire any interest in apparatus belonging to Seller which is utilized in the manufacture of the items sold hereunder, even if such apparatus has been specially converted or adapted for such manufacture and notwithstanding any charges paid by Buyer. Unless otherwise agreed, Seller shall

have the right to alter, discard or otherwise dispose of any special tooling or other property in its sole discretion at any time.

8. Buyer's Property: Any designs, tools, patterns, materials, drawings, confidential information or equipment furnished by Buyer or any other items which become Buyer's property, may be considered obsolete and may be destroyed by Seller after two (2) consecutive years have elapsed without Buyer placing an order for the items which are manufactured using such property, Seller shall not be responsible for any loss or damage to such property while it is in Seller's possession or control.

9. Taxes: Unless otherwise indicated on the face hereof, all prices and charges are exclusive of excise, sales, use, property, occupational or like taxes which may be imposed by any taxing authority upon the manufacture, sale or delivery of the items sold hereunder. If any such taxes must be paid by Seller or if Seller is liable for the collection of such tax, the amount thereof shall be in addition to the amounts for the items sold. Buyer agrees to pay all such taxes or to reimburse Seller therefore upon receipt of its invoice. If Buyer claims exemption from any sales, use or other tax imposed by any taxing authority, Buyer shall save Seller harmless from and against any such tax, together with any interest or penalties thereon which may be assessed if the items are held to be taxable.

10. Indemnity For Infringement of Intellectual Property Rights: Seller shall have no liability for infringement of any patents, trademarks, copyrights, trade dress, trade secrets or similar rights except as provided in this Part 10. Seller will defend and indemnify Buyer against allegations of infringement of U.S. Patents, U.S. Trademarks, copyrights, trade dress and trade secrets (hereinafter 'Intellectual Property Rights'). Seller will defend at its expense and will pay the cost of any settlement or damages awarded in an action brought against Buyer based on an allegation that an item sold pursuant to this contract infringes the Intellectual Property Rights of a third party. Seller's obligation to defend and indemnify Buyer is contingent on Buyer notifying Seller within ten (10) days after Buyer becomes aware of such allegations of infringement, and Seller having sole control over the defense of any allegations or actions including all negotiations for settlement or compromise. If an item sold hereunder is subject to a claim that it infringes the Intellectual Property Rights of a third party, Seller may, at its sole expense and option, procure for Buyer the right to continue using said item, replace or modify said item so as to make it noninfringing, or offer to accept return of said item and return the purchase price less a reasonable allowance for depreciation. Notwithstanding the foregoing, Seller shall have no liability for claims of infringement based on information provided by Buyer, or directed to items delivered hereunder for which the designs are specified in whole or part by Buyer, or infringements resulting from the modification, combination or use in a system of any item sold hereunder. The foregoing provisions of this Part 10 shall constitute Seller's sole and exclusive liability and Buyer's sole and exclusive remedy for infringement of Intellectual Property Rights.

If a claim is based on information provided by Buyer or if the design for an item delivered hereunder is specified in whole or in part by Buyer, Buyer shall defend and indemnify Seller for all costs, expenses or judgments resulting from any claim that such item infringes any patent, trademark, copyright, trade dress, trade secret or any similar right.

11. Force Majeure: Seller does not assume the risk of and shall not be liable for delay or failure to perform any of Seller's obligations by reason of circumstances beyond the reasonable control of Seller (hereinafter 'Events of Force Majeure'). Events of Force Majeure shall include without limitation, accidents, acts of God, strikes or labor disputes, acts, laws, rules or regulations of any government or government agency, fires, floods, delays or failures in delivery of carriers or suppliers, shortages of materials and any other cause beyond Seller's control.

12. Entire Agreement/Governing Law: The terms and conditions set forth herein, together with any amendments, modifications and any different terms or conditions expressly accepted by Seller in writing, shall constitute the entire Agreement concerning the items sold, and there are no oral or other representations or agreements which pertain thereto. This Agreement shall be governed in all respects by the law of the State of Ohio. No actions arising out of the sale of the items sold hereunder or this Agreement may be brought by either party more than two (2) years after the cause of action accrues.

9/01-P



Parker Hannifin Corporation
Chelsea Products Division
8225 Hacks Cross Road
Olive Branch, Mississippi 38654 USA
Tel: (662) 895-1011
Fax: (662) 895-1019
www.parker.com/chelsea

FP 03/02 3M